Content Page



Single tube variable resistors, Types JW.. and JW..A 2
Technical data and Dimensions 2



Twin tube variable resistors, Types JWII..S and JWII..P 3
Technical data and Dimensions 3

Single tube variable resistors, types JW.. and JW.. A, tolerance ±10% (special version ±5%)

JW.. standard performance with 2 terminals on one end — ordering example: JW15/3 0,2A
JW.. A with axial terminals (on both ends) — ordering example: JW15/3A 0,2A

JW..	15/3	15/5	25/5	35/5	50/5	50/8	80/8
A	Ohm	Ohm	Ohm	Ohm	Ohm	Ohm	Ohm
0,2	1560	2600	5200	7800	11500	18500	31000
0,3 0,6	750 225	1250 370	2500 740	3750 1100	5600 1650	9050 2700	15000 4400
0,7 0,9	140 95	240 160	470 320	700 480	1050 700	1700 1150	2800 1900
1,1 1,3	67 49	110 80	220 160	330 240	500 360	800 580	1300 970
1,5 1,7	36 28	60 47	120 95	180 140	270 210	430 340	720 560
1,8 2,0	22 18	37 30	75 60	110 90	165 135	260 215	440 355
2,3 2,5	14,5 12	24 20	48 40	72 60	110 90	170 140	290 240
3,0 3,5	8,5 6,2	14 10	28 20	42 30	63 46	100 73	165 120
4,0 4,6	4,6 3,6	7,7 6	15,5 12	23 18	34 27	54 42	90 70
5,2 5,8	2,8 2,3	4,6 3,7	9,2 7,5	14 11	21 17	33 27	55 45
6,4 7,0	1,9 1,55	3,1 2,5	6 5	9,2 7,6	13,5 11,5	22 18	36 30
8,5 10,0	1,1 0,8	1,75 1,3	3,5 2,6	5,3 3,9	8 5,8	12,5 9,2	21 15,5
11,5 13,0	0,61 0,47	1 0,75	2 1,5	3 2,3	4,4 3,4	7 5,4	11,5 9
15,0 18,0	0,33 0,24	0,54 0,39	1,05 0,78	1,6 1,15	2,4 1,75	3,8 2,75	6,3 4,6
app. kg	0,3-0,6	0,6-0,9	0,8-1,5	1,0-2,0	1,3-2,9	3,2-5,3	5,0-8,2

Weight decrease for types without cover

app. kg	0,1	0,15	0,25	0,35	0,5	0,9	1,2

regular orders

Acessories

Special version with tolerance ±5%
Additional terminal
Earth terminal (not for JW15/3)

Power ratings acc. to DIN41480 and DIN EN 60115- (1-9)

Ratings are for resistors with cover, horizontal wall mounting and max. ambient temperature of 35°C
For ambient temperatures higher than 35°C the ratings decrease according the diagram on the right side.
Resistors without cover ratings increase +10%.
Mounted in enclosure the power ratings decrease approx. -20%

Overload

The resistors could be overloaded for a short time. They can be used in applications with short time higher currents (peak-current) see diagram (curve is an average value of typical device)

Rated insulation voltage: 500V

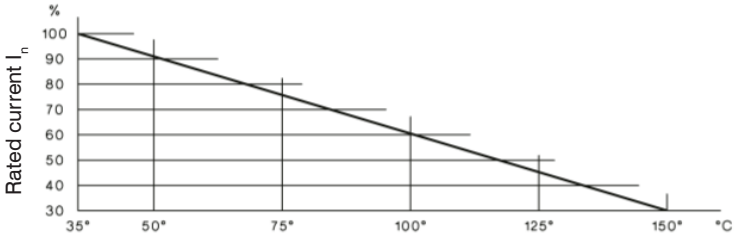

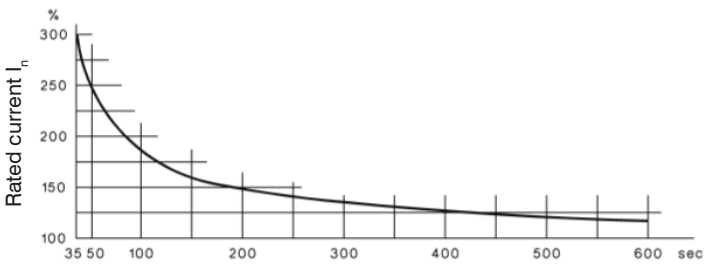

Rated continous power acc. DIN41480:
Standard performance

Type	Watt
JW15/3	81
JW15/5	133
JW25/5	265
JW35/5	400
JW50/5	600
JW50/8	965
JW80/8	1570

Ratings are for resistors with cover, horizontal wall mounting and max. ambient temperature of 35°C

Max. available number of terminals:

Type JW15/3	up to 6,4A	3
	over 6,4A	2
all other types		4

As single device an earth terminal is necessary. Not available for type JW15/3

Wiring diagram:



Dimensions:
Standard performanc:e

Type	A	B	C	D	E
JW15/3	150	57	63	170	192
JW15/5	150	69	82	170	195
JW25/5	250	69	82	270	295
JW35/5	350	69	82	370	395
JW50/5	500	69	82	520	545
JW50/8	500	120	148	533	550
JW80/8	800	120	148	833	850

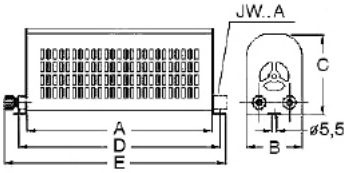

Twin tube varialbe resistor, types JWII..S and JWII..P

Standard performance with 2 terminals on one end, tolerance ±10% (special version ±5%)

JWII.. A	15/5S Ohm	25/5S Ohm	35/5S Ohm	50/5S Ohm
0,2	5200	10500	15500	23500
0,3	2500	5000	7500	11000
0,4	1300	2600	3850	5800
0,6	740	1500	2200	3300
0,7	480	940	1400	2100
0,9	320	630	950	1400
1,1	220	440	660	1000
1,3	160	320	480	730
1,5	120	240	360	540
1,7	95	190	280	420
1,8	75	150	220	330
2,0	60	120	180	270
2,3	48	95	145	215
2,5	40	80	120	180
3,0	28	55	83	125
3,5	20	40	60	90
4,0	15,5	31	46	70
4,6	12	24	36	55
5,2	9,2	18,5	28	42
5,8	7,5	15	22	34
6,4	6	12	18,5	27
7,0	5	10	15	23
8,5	3,5	7	10,5	16
10,0	2,6	5,2	7,8	11,5
11,5	2	4	6	9
13,0	1,5	3	4,5	6,8
15,0	1,05	2,15	3,2	4,8
18,0	0,78	1,55	2,3	3,5

Parallel connected, 2 terminals, tolerance ±10% (spezial version ±5%)

JWII.. A	15/5P Ohm	25/5P Ohm	35/5P Ohm	50/5P Ohm
0,4	1300	2630	3880	5880
0,6	625	1250	1880	2750
0,8	325	640	963	1450
1,2	185	375	550	825
1,4	120	235	350	525
1,8	80	158	238	350
2,2	55	110	165	250
2,6	40	80	120	183
3,0	30	60	90	135
3,4	23,8	47,5	70	105
3,6	18,75	37,5	55	82,5
4,0	15	30	45	67,5
4,6	12	23,8	36,3	53,8
5,0	10	20	30	45
6,0	7	13,8	20,8	31,3
7,0	5	10	15	22,5
8,0	3,88	7,75	11,5	17,5
9,2	3	6	9	13,8
10,4	2,3	4,63	7	10,5
11,6	1,88	3,75	5,5	8,5
12,8	1,5	3	4,63	6,7
14,0	1,25	2,5	3,75	5,75
17,0	0,875	1,75	2,63	4
20,0	0,65	1,3	1,95	2,88
23,0	0,5	1	1,5	2,25
26,0	0,375	0,75	1,13	1,7
30,0	0,263	0,538	0,8	1,2
36,0	0,195	0,388	0,575	0,875
app. kg	1,2-2,0	1,6-2,9	2,0-4,0	2,6-5,7

Weight decrease for types without cover

app. kg	0,2	0,3	0,5	0,75

Rated continous power acc. DIN 41480:
Standard performance

Type	Watt
JWII15/5.	250
JWII25/5.	500
JWII35/5.	750
JWII50/5.	1120

Ratings are for resistors with cover, horizontal wall mounting and max. ambient temperature of 35°C
Further informations see page 1.

Max. available number of terminals:

Type JWII.. 8

Used as single devices additionally an earth terminal is required.

Wiring diagrams:

Series connected JWII..S

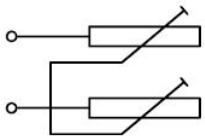

Parallel connected JWII..P

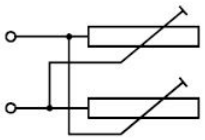

Dimensions:
Standard performance

Type	A	B	C	D	E	F
JWII15/5.	150	140	82	175	70	200
JWII25/5.	250	140	82	275	70	300
JWII35/5.	350	140	82	375	70	400
JWII50/5.	500	140	82	525	70	550

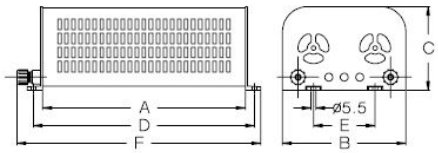

regular orders